

XP22/XP23/XP26 Series

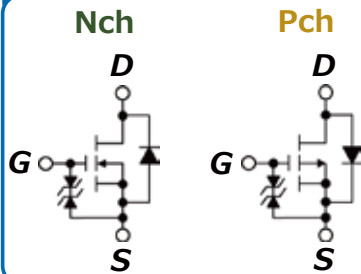
Nch / Pch MOSFETs in SOT-523/SOT-723 Package



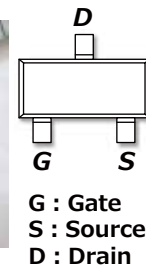

特長

- ゲート保護ダイオード内蔵
- 低オン抵抗
- 高速スイッチング

内部接続図



パッケージ情報



用途

- 汎用
- スイッチング回路
- リレー回路

N-channel MOSFETs

Ta=25°C

Status	Part	Absolute Maximum Ratings			Electrical Characteristics R _{DS(ON)} (Ω)				V _{GS(off)} (V)	
		V _{DSS} (V)	V _{GSS} (V)	I _D (A)	V _{GS} =1.5(V)	V _{GS} =2.5(V)	V _{GS} =4.5(V)	V _{GS} =10(V)	MIN.	MAX.
					TYP.	TYP.	TYP.	TYP.		
New	XP222N03015R-G	20	±8	0.3	-	1.2	0.76	-	0.4	1.3
New	XP222N03017R-G	20	±8	0.3	-	1.2	0.76	-	0.4	1.3
New	XP231N02015R-G	30	±20	0.2	-	5.5	3	-	0.7	1.8
New	XP231N02017R-G	30	±20	0.2	-	5.5	3	-	0.7	1.8
New	XP232N03015R-G	30	±20	0.3	-	-	1.7	1.0	0.9	2.5
New	XP232N03017R-G	30	±20	0.3	-	-	1.7	1.0	0.9	2.5
New	XP261N70025R-G	60	±20	0.15	-	-	3.5	3.0	0.9	2.1
New	XP261N70027R-G	60	±20	0.15	-	-	3.5	3.0	0.9	2.1

P-channel MOSFETs

Ta=25°C

Status	Part	Absolute Maximum Ratings			Electrical Characteristics R _{DS(ON)} (Ω)				V _{GS(off)} (V)	
		V _{DSS} (V)	V _{GSS} (V)	I _D (A)	V _{GS} =-1.5(V)	V _{GS} =-2.5(V)	V _{GS} =-4.5(V)	V _{GS} =-10(V)	MIN.	MAX.
					TYP.	TYP.	TYP.	TYP.		
New	XP231P02015R-G	-30	±8	-0.2	-	4	3.2	-	-0.5	-1.2
New	XP231P02017R-G	-30	±8	-0.2	-	4	3.2	-	-0.5	-1.2