

# XP22/XP23/XP26 Series

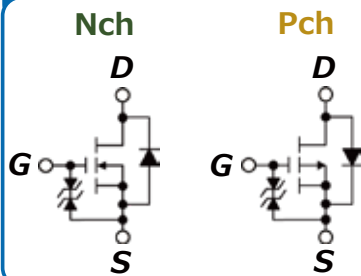
## Nch / Pch MOSFETs in SOT-523/SOT-723 Package



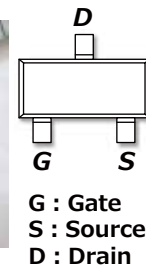


### 特点

- 内置栅极保护二极管 • 低导通电阻 • 高速开关

### 内部连接图



### 封装信息



### 用途

- 通用
- 开关电路
- 继电器电路

### N-channel MOSFETs

Ta=25°C

Status	Part	Absolute Maximum Ratings			Electrical Characteristics R <sub>DS(ON)</sub> (Ω)				V <sub>GS(off)</sub> (V)	
		V <sub>DSS</sub> (V)	V <sub>GSS</sub> (V)	I <sub>D</sub> (A)	V <sub>GS</sub> =1.5(V)	V <sub>GS</sub> =2.5(V)	V <sub>GS</sub> =4.5(V)	V <sub>GS</sub> =10(V)	MIN.	MAX.
					TYP.	TYP.	TYP.	TYP.		
New	XP222N03015R-G	20	±8	0.3	-	1.2	0.76	-	0.4	1.3
New	XP222N03017R-G	20	±8	0.3	-	1.2	0.76	-	0.4	1.3
New	XP231N02015R-G	30	±20	0.2	-	5.5	3	-	0.7	1.8
New	XP231N02017R-G	30	±20	0.2	-	5.5	3	-	0.7	1.8
New	XP232N03015R-G	30	±20	0.3	-	-	1.7	1.0	0.9	2.5
New	XP232N03017R-G	30	±20	0.3	-	-	1.7	1.0	0.9	2.5
New	XP261N70025R-G	60	±20	0.15	-	-	3.5	3.0	0.9	2.1
New	XP261N70027R-G	60	±20	0.15	-	-	3.5	3.0	0.9	2.1

### P-channel MOSFETs

Ta=25°C

Status	Part	Absolute Maximum Ratings			Electrical Characteristics R <sub>DS(ON)</sub> (Ω)				V <sub>GS(off)</sub> (V)	
		V <sub>DSS</sub> (V)	V <sub>GSS</sub> (V)	I <sub>D</sub> (A)	V <sub>GS</sub> =-1.5(V)	V <sub>GS</sub> =-2.5(V)	V <sub>GS</sub> =-4.5(V)	V <sub>GS</sub> =-10(V)	MIN.	MAX.
					TYP.	TYP.	TYP.	TYP.		
New	XP231P02015R-G	-30	±8	-0.2	-	4	3.2	-	-0.5	-1.2
New	XP231P02017R-G	-30	±8	-0.2	-	4	3.2	-	-0.5	-1.2