

# XP22/XP23/XP26 Series

## Nch / Pch MOSFETs

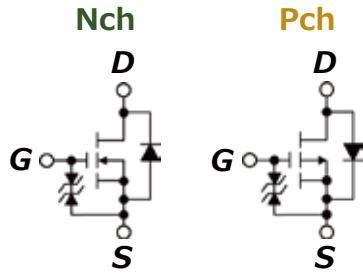
### in SOT-323-3A Package



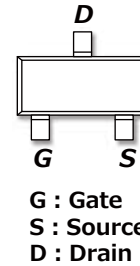

#### 特点

- 内置栅极保护二极管 • 低导通电阻 • 高速开关

#### 内部连接图



#### 封装信息



#### 用途

- 通用
- 开关电路
- 继电器电路

### N-channel MOSFETs

Ta=25°C

Status	Part	Absolute Maximum Ratings			Electrical Characteristics R <sub>DS(ON)</sub> (Ω)				V <sub>GS(off)</sub> (V)	
		V <sub>DSS</sub> (V)	V <sub>GSS</sub> (V)	I <sub>D</sub> (A)	V <sub>GS</sub> =1.5(V)	V <sub>GS</sub> =2.5(V)	V <sub>GS</sub> =4.5(V)	V <sub>GS</sub> =10(V)	MIN.	MAX.
					TYP.	TYP.	TYP.	TYP.		
New	XP222N03013R-G	20	±8	0.3	-	1.2	0.76	-	0.4	1.3
New	XP223N10013R-G	20	±8	1	0.55	0.25	0.15	-	0.4	1.2
New	XP224N06013R-G	20	±8	0.6	-	0.38	0.25	-	0.4	1.1
New	XP231N02013R-G	30	±20	0.2	-	5.5	3	-	0.7	1.8
New	XP232N03013R-G	30	±20	0.3	-	-	1.7	1.0	0.9	2.5
New	XP233N05013R-G	30	±20	0.5	-	1.5	0.6	-	0.9	1.7
New	XP234N08013R-G	30	±20	0.8	-	-	0.3	0.2	0.9	2.6
New	XP261N70023R-G	60	±20	0.15	-	-	3.5	3.0	0.9	2.1
New	XP262N70023R-G	60	±20	0.3	-	-	1.5	1.1	1.1	2.1

### P-channel MOSFETs

Ta=25°C

Status	Part	Absolute Maximum Ratings			Electrical Characteristics R <sub>DS(ON)</sub> (Ω)				V <sub>GS(off)</sub> (V)	
		V <sub>DSS</sub> (V)	V <sub>GSS</sub> (V)	I <sub>D</sub> (A)	V <sub>GS</sub> =-1.5(V)	V <sub>GS</sub> =-2.5(V)	V <sub>GS</sub> =-4.5(V)	V <sub>GS</sub> =-10(V)	MIN.	MAX.
					TYP.	TYP.	TYP.	TYP.		
New	XP221P05013R-G	-20	±8	-0.5	-	1	0.6	-	-0.4	-1.3
New	XP222P08013R-G	-20	±8	-0.8	-	0.45	0.3	-	-0.4	-1.3
New	XP231P02013R-G	-30	±8	-0.2	-	4	3.2	-	-0.5	-1.2
New	XP232P05013R-G	-30	±8	-0.45	-	1.45	0.95	-	-0.4	-1.1

