

# XP22 Series

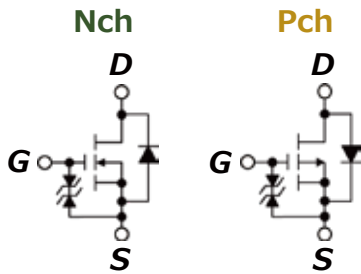
## Nch / Pch MOSFETs in SOT-23 (TO-236) Package



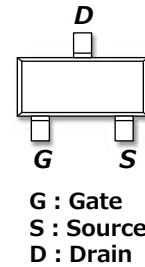

### 特点

- 内置栅极保护二极管 • 低导通电阻 • 高速开关

### 内部连接图



### 封装信息



### 用途

- 通用
- 开关电路
- 继电器电路

### N-channel MOSFETs

Ta=25°C

Status	Part	Absolute Maximum Ratings			Electrical Characteristics R <sub>DS(ON)</sub> (Ω)				V <sub>GS(off)</sub> (V)	
		V <sub>DSS</sub> (V)	V <sub>GSS</sub> (V)	I <sub>D</sub> (A)	V <sub>GS</sub> =1.5(V)	V <sub>GS</sub> =2.5(V)	V <sub>GS</sub> =4.5(V)	V <sub>GS</sub> =10(V)	MIN.	MAX.
					TYP.	TYP.	TYP.	TYP.		
New	XP222N0301TR-G	20	±8	0.3	-	1.2	0.76	-	0.4	1.3
New	XP223N1001TR-G	20	±8	1	0.55	0.25	0.15	-	0.4	1.2
New	XP224N0601TR-G	20	±8	0.6	-	0.38	0.25	-	0.4	1.1
New	XP225N2001TR-G	20	±8	2	-	0.08	0.07	-	0.35	1.1

### P-channel MOSFETs

Ta=25°C

Status	Part	Absolute Maximum Ratings			Electrical Characteristics R <sub>DS(ON)</sub> (Ω)				V <sub>GS(off)</sub> (V)	
		V <sub>DSS</sub> (V)	V <sub>GSS</sub> (V)	I <sub>D</sub> (A)	V <sub>GS</sub> =-1.5(V)	V <sub>GS</sub> =-2.5(V)	V <sub>GS</sub> =-4.5(V)	V <sub>GS</sub> =-10(V)	MIN.	MAX.
					TYP.	TYP.	TYP.	TYP.		
New	XP221P0501TR-G	-20	±8	-0.5	-	1	0.6	-	-0.4	-1.3
New	XP222P0801TR-G	-20	±8	-0.8	-	0.45	0.3	-	-0.4	-1.3
New	XP223P1501TR-G	-20	±8	-1.5	-	0.16	0.1	-	-0.4	-1.3